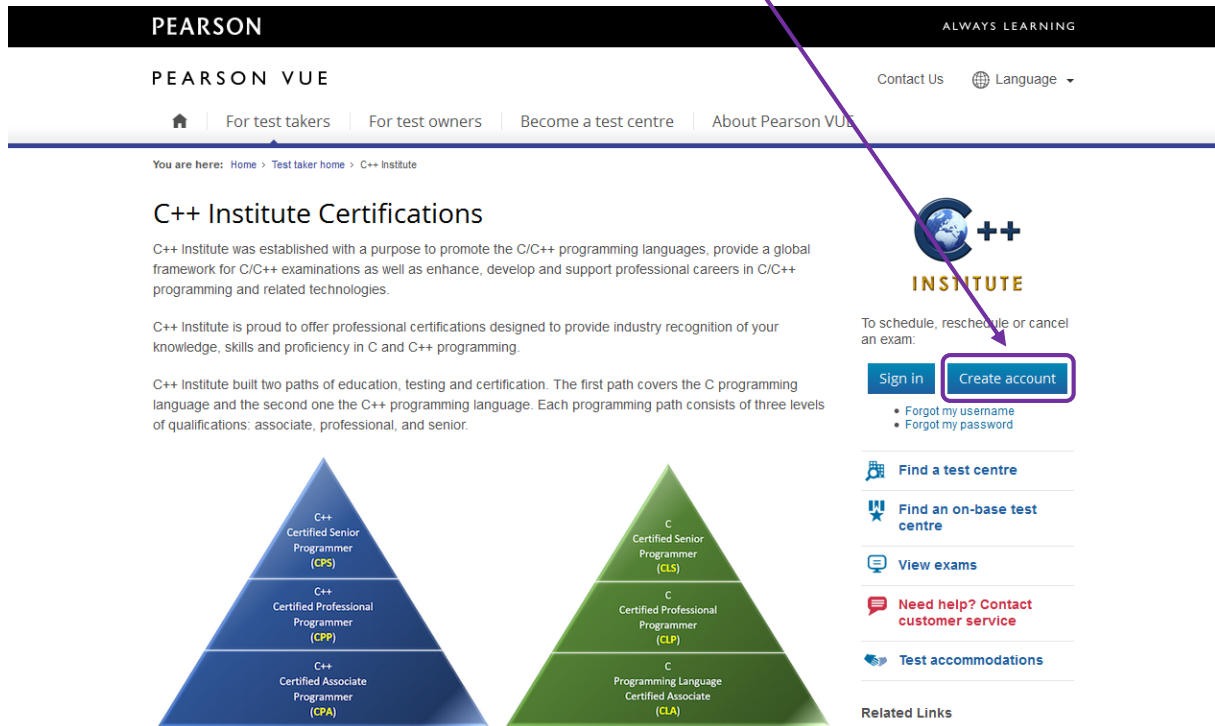


Setting up a Pearson VUE web account for C++ Institute exams

A 7-STEP GUIDE

Step 1

Go to www.pearsonvue.com/cpp/ and click on the **Create Account** button:



PEARSON ALWAYS LEARNING

PEARSON VUE Contact Us Language

Home For test takers For test owners Become a test centre About Pearson Vue


You are here: Home > Test taker home > C++ Institute

C++ Institute Certifications

C++ Institute was established with a purpose to promote the C/C++ programming languages, provide a global framework for C/C++ examinations as well as enhance, develop and support professional careers in C/C++ programming and related technologies.

C++ Institute is proud to offer professional certifications designed to provide industry recognition of your knowledge, skills and proficiency in C and C++ programming.

C++ Institute built two paths of education, testing and certification. The first path covers the C programming language and the second one the C++ programming language. Each programming path consists of three levels of qualifications: associate, professional, and senior.



INSTITUTE

To schedule, reschedule or cancel an exam:

[Sign in](#) [Create account](#)

- [Forgot my username](#)
- [Forgot my password](#)

[Find a test centre](#)

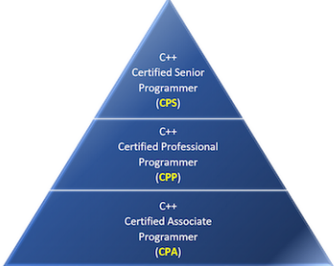
[Find an on-base test centre](#)

[View exams](#)

[Need help? Contact customer service](#)

[Test accommodations](#)

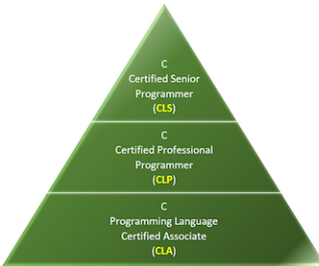
Related Links



C++ Certified Senior Programmer (CPS)

C++ Certified Professional Programmer (CPP)

C++ Certified Associate Programmer (CPA)



C Certified Senior Programmer (CLS)

C Certified Professional Programmer (CLP)

C Programming Language Certified Associate (CLA)

Step 2

Carefully read the *Privacy Policy*, check the box, and click on the **Yes, I agree to the policies** button. If you do not agree with any of the provisions stipulated in the *Privacy Policy*, click on the **No, I do not agree to the policies** button and your registration will be cancelled.

PEARSON ALWAYS LEARNING

PEARSON VUE

C++ INSTITUTE

C++ Institute - Create a Web Account: Step 1

Enter Personal Information | Contact Information | Create Account

Enter Personal Information

Required information is marked with an asterisk (*)

Enter information on this page in the Roman numeral order indicated.

New users, please sign up

*Do you know your C++ Institute Test ID?

Returning users, please sign in

If you have a username and password, please [sign in](#).

Privacy Policy

If you have questions about how your personal information may be used, please read our [Privacy Policy](#).

Privacy and Cookies

This website stores cookies on your computer which help us make the website work better for you.

[Learn more](#) [Close this message](#)

Personal

IMPORTANT: YOU MUST ENTER YOUR LEGAL NAME EXACTLY AS IT APPEARS ON THE IDENTIFICATION YOU WILL PRESENT AT THE TEST CENTER. If there is not an exact match, you will not be able to take your test and you will not be reimbursed for any fees paid.

Title:

Example: Mr., Ms., Mrs., Dr.

*First Name / Given Name:

Middle Names:

Privacy Policy Acceptance

By accessing this website and checking the box you understand, acknowledge, agree, and accept the Pearson VUE Business Group's ("Pearson VUE"), a business of NCS Pearson, Inc., [Privacy and Cookies Policy](#) including the collection of your data and the monitoring of your entire testing session through the use of CCTV and the Terms and Conditions regarding our use of cookies and the processing operations of your personal data to support your testing experience. By providing your personal information you consent to the collection, use, transfer, and processing of your personal data to Pearson VUE located in the U.S., its authorized third parties which may be located in the U.S. or outside of the country where you are located, and the test program owner as the data controller that may be located outside of the

Yes, I agree to the policies **No, I do not agree to the policies**

Step 3

In the question **Do you know your C++ Institute Testing ID?**, select **No, I do not know my C++ Institute Testing ID**. [99% of cases]

Enter Personal Information Contact Information Create Account

Enter Personal Information

Required information is marked with an asterisk ().*

Enter information on this page in the Roman alphabet. (Alphanumeric)

New users, please sign up for a web account

*Do you know your C++ Institute Testing ID? Yes, my C++ Institute Testing ID is:

No, I do not know my C++ Institute Testing ID.

Returning users, please sign in

If you have a username and password, please [sign in](#).

Note: If you have registered for a C++ Institute exam directly at a Pearson VUE Testing Center and have already obtained your C++ Institute Testing ID without setting up a web account, enter your C++ Institute Testing ID in the appropriate field. [1% of cases]

Step 4

Enter your personal information as it appears on your primary form of ID that you will present at a Pearson VUE Testing Center.

Your Primary ID can be:

- a valid and signed government-issued passport,
- a valid and signed photo card driving licence,
- a valid and signed national ID card.

Personal

IMPORTANT: YOU MUST ENTER YOUR LEGAL NAME EXACTLY AS IT APPEARS ON THE IDENTIFICATION YOU WILL PRESENT AT THE TEST CENTER. If there is not an exact match, you will not be able to take your test and you will not be reimbursed for any fees paid.

Title:
Example: Mr., Ms., Mrs., Dr.

*First Name / Given Name:

Middle Names:

*Last Name / Surname / Family Name:

Suffix:
Example: Jr., Sr., II, III, IV

Email

Most email correspondence is sent immediately, but some may take up to 24 hours. If you do not receive an email, please check your spam or bulk email folder. [We never sell email addresses.](#)

*Email:

*Confirm Email:

I want to receive Pearson VUE marketing emails.

If you have questions about how your personal information may be used, please read our [Privacy Policy](#).

Enter your valid email address and click on the **Next** button.

Note: If you already have an account at the C/C++ Education Portal (www.education.cppinstitute.org), please make sure the email address you provide here matches the email address you have used to set up your student account at the C/C++ Education Portal.

Step 5

Enter your contact information. Please make sure you provide sufficient address information as your official paper certification will be sent there. Click on the **Next** button.

Enter Contact Information

Required information is marked with an asterisk [*].

Enter information on this page in the Roman alphabet. (Alphanumeric)

Address and Telephone

Address Type:

*Country of Residence:

Company:

*Address 1:

Address 2:

Address 3:

*Town:

Post Code:

*Telephone: +
[Country Codes](#)

Extension:

Mobile Telephone Number: +
[Country Codes](#)

Step 6

Congratulations! You have successfully completed the registration process. You will receive your username and temporary password within the next 24 business hours.

PEARSON

ALWAYS LEARNING

PEARSON VUE



Thank You

Your account is not yet complete. Your request to create an account has been forwarded to our Account Processing team. If you provided a valid email address, you will receive additional information within 1 business day. If you do not receive an email within the time provided, please contact [customer service](#).

Copyright © 1996-2016 Pearson Education, Inc. or its affiliate(s). All rights reserved. [Terms](#) | [Privacy](#) | [Contact](#)

Step 7

Check your mailbox for an email from PearsonVUEConfirmation@pearson.com containing your **username and temporary password**. Use them to log in to your account.

Mr. John W. Doe
Abcd E fgh ijkl
Mnop Qrstuv 012
London
GBR
NW1

Web Account Confirmation

We have completed your request for a Pearson VUE Web Account. Now you will be able to schedule, cancel or reschedule an exam at www.pearsonvue.com. Please use the following username and password the first time you sign in.

Username: jodoe0108

Temporary Password: K3kUf7ic

Please note: If your password is not displayed above, this means we have found your record in our database and your original password is still valid. If you have forgotten your password and would like to request a new one, please go to: www.pearsonvue.com/forgotpassword and a new password will be forwarded to you shortly.

As soon as you sign in, you will be required to choose a new password. We require this password change as a security measure for your protection. To help maintain the privacy of your personal information, choose your new password carefully to make it hard for anyone to guess.

We recommend choosing a new password that is both easy to type and easy to remember so that you do not have to record it where someone else might see it. Your new password must contain at least seven characters and may not contain your user name. Use both uppercase and lowercase letters and also numbers and/or symbols, preferably in unexpected ways. Avoid names and words that would be easy to guess.

If you have any questions, visit our Web site at www.pearsonvue.com/contact/vuephone to find the contact information for your testing program.

Thank you for choosing Pearson VUE!

Go to www.pearsonvue.com/cpp/ and sign in. You will be asked to set a new password and choose two security questions. When you do that, your web account will be active.

If you have any questions regarding the sign-up procedure, contact Pearson VUE Customer Service at +44 (0) 161 855 7483. Alternatively, go to <http://www.pearsonvue.com/cpp/contact/> and use the contact form.